

## SPEEDMAX ROTAX MAX CHALLENGE 2016 : DD2

Pos	No	Category	Name	Round 1		Round 2		Round 3		Round 4		Round 5		Round 6		Total
				PF	F	PF	F	PF	F	PF	F	PF	F			
1	404	M	Lim Song Leo	31	49	30	47	33	55							245
2	488	M	Peter Chua	32	46	32	50	32	49							241
3	514	V	Eric Asgrimur Hughes Mancini	25	48	31	49	31	50							234
4	577	V	Lee Lung Nien	33	52	34	52	0	0							171
5	323		Jon Lee	0	0	24	48	34	52							158
6	515	V	Oliver Dennis	30	50	29	42	0	0							151
7	313		Oscar Ruiz De Luzufiaga	34	55	0	0	0	0							89
8	386		Pavan Ravishankar	0	0	33	55	0	0							88
9	400	M	Johnny Shang	25	47	0	0	0	0							72
10																0
11																0
12																0
13																0

(M) = Masters (V) = Veteran

### Color Codes

- = Pre-final / Final win.
- = Pre-final / Final 2nd place.
- = Pre-final / Final 3rd place.

### Point Scoring

Pre-final: 34, 33, 32, 31, 30..... to last placed finisher

Final: 55, 52, 50, 49, 48, 47.....to last placed finisher




Non-Finisher: 5 points less than last placed finisher.

Non-Starter: 0 points

## SPEEDMAX ROTAX MAX CHALLENGE 2016 : SENIOR

Pos	No	Name	Round 1		Round 2		Round 3		Round 4		Round 5		Round 6		Total
			PF	F	PF	F	PF	F	PF	F	PF	F	PF	F	
1	250	Gabriella Teo	34	55	34	55	34	55							267
2															

### Color Codes

-  = Pre-final / Final win.
-  = Pre-final / Final 2nd place.
-  = Pre-final / Final 3rd place.

### Point Scoring

Pre-final: 34, 33, 32, 31, 30..... to last placed finisher

Final: 55, 52, 50, 49, 48, 47.....to last placed finisher




Non-Finisher: 5 points less than last placed finisher.

Non-Starter: 0 points

## SPEEDMAX ROTAX MAX CHALLENGE 2016 : JUNIOR

Pos	No	Name	Round 1		Round 2		Round 3		Round 4		Round 5		Round 6		Total
			PF	F	PF	F	PF	F	PF	F	PF	F			
1	171	Romain Leroux	31	55	34	55	34	55							264
2	105	Alex Brown	34	50	30	50	33	52							249
3	101	Danial Frost	32	52	33	52	32	45							246
4	178	Ryan Chapman	33	48	32	48	31	50							242
5	106	Alex Huang	30	49	31	49	0	0							159

### Color Codes

-  = Pre-final / Final win.
-  = Pre-final / Final 2nd place.
-  = Pre-final / Final 3rd place.

### Point Scoring

Pre-final: 34, 33, 32, 31, 30..... to last placed finisher

Final: 55, 52, 50, 49, 48, 47.....to last placed finisher




Non-Finisher: 5 points less than last placed finisher.

Non-Starter: 0 points

## SPEEDMAX ROTAX MAX CHALLENGE 2016 : MICROMAX

Pos	No	Name	Round 1		Round 2		Round 3		Round 4		Round 5		Round 6		Total
			PF	F	PF	F	PF	F	PF	F	PF	F			
1	55	Dylan Roger Bondi	34	55	34	55	34	55							267
2	21	Yevan David	33	52	0	0	0	0							85
3															
4															

### Color Codes

-  = Pre-final / Final win.
-  = Pre-final / Final 2nd place.
-  = Pre-final / Final 3rd place.

### Point Scoring

- Pre-final: 34, 33, 32, 31, 30..... to last placed finisher
- Final: 55, 52, 50, 49, 48, 47.....to last placed finisher
- Non-Finisher: 5 points less than last placed finisher.
- Non-Starter: 0 points